



Write Your College Application Essay in 3 Easy Steps

The Ultimate Cheat Sheet

By Janine Robinson of www.EssayHell.com



STEP ONE:
Start with a story!



**Think of
“a time”
something
happened
to you.**



HINT: Think of “a time”
that involved
some kind of
PROBLEM.

Click [HERE](#)
To learn more

**Problems
come in
many
shapes
and sizes.**





Types of problems:

Mistake Obstacle Challenge

Failure Change Phobia

Flaw Accident

If you can think of a problem, you have a story.



**Click [HERE](#) to
learn more
about stories.**



Write down your ideas.

**Make a list of “times”
you faced a problem.**

**Your story does not need
to be impressive!**



Mundane
topics

(aka ordinary)
work best!





**Click [HERE](#)
to learn how
how to do this.**

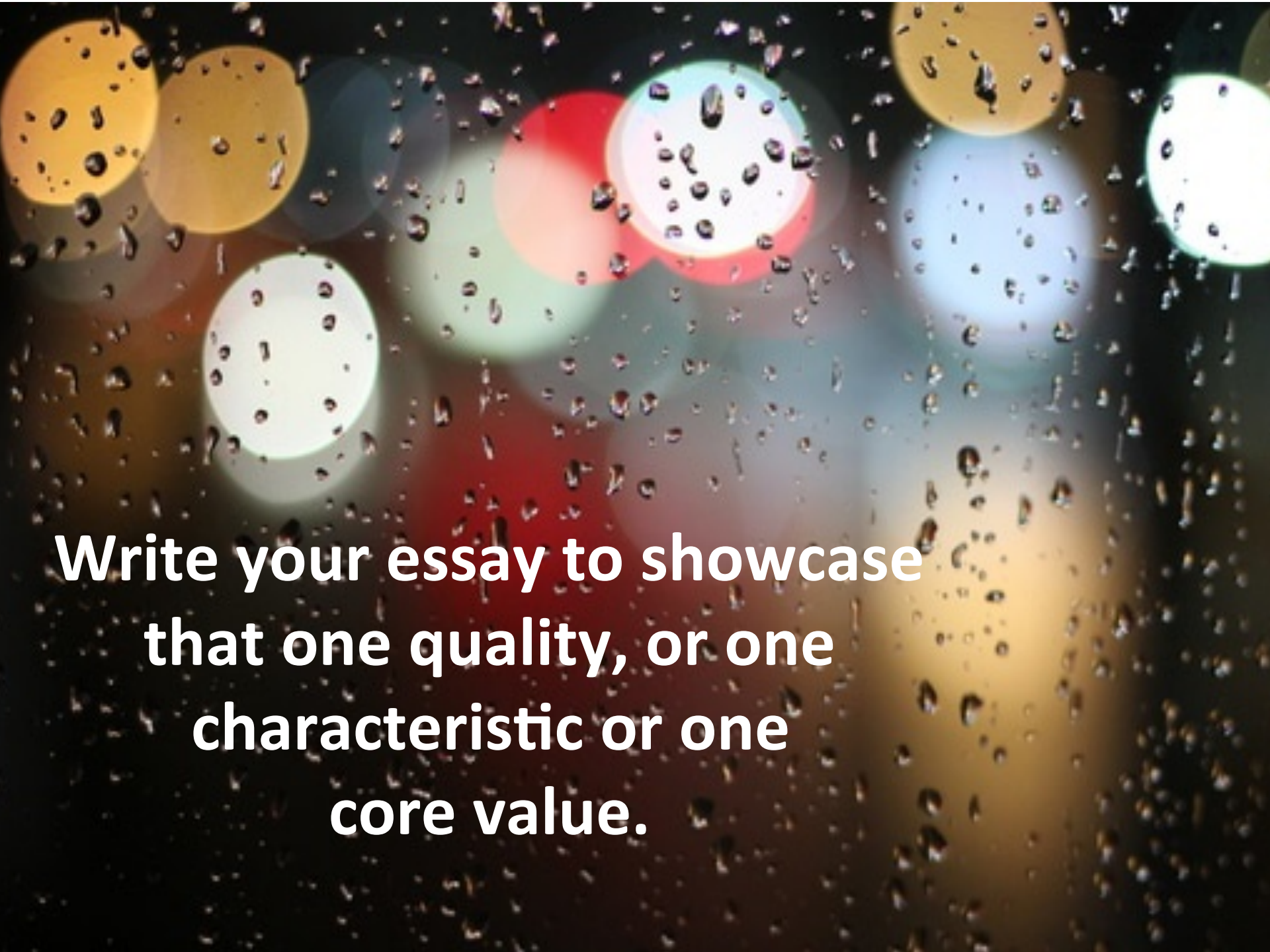
**Your story should recount
a moment or incident.**

**Check if your little
“time” or mini-story
illustrates something
about you.**



Does your mini-story serve as an example of one of your defining qualities, characteristics or core values?

**Click [HERE](#)
To find these.**



**Write your essay to showcase
that one quality, or one
characteristic or one
core value.**

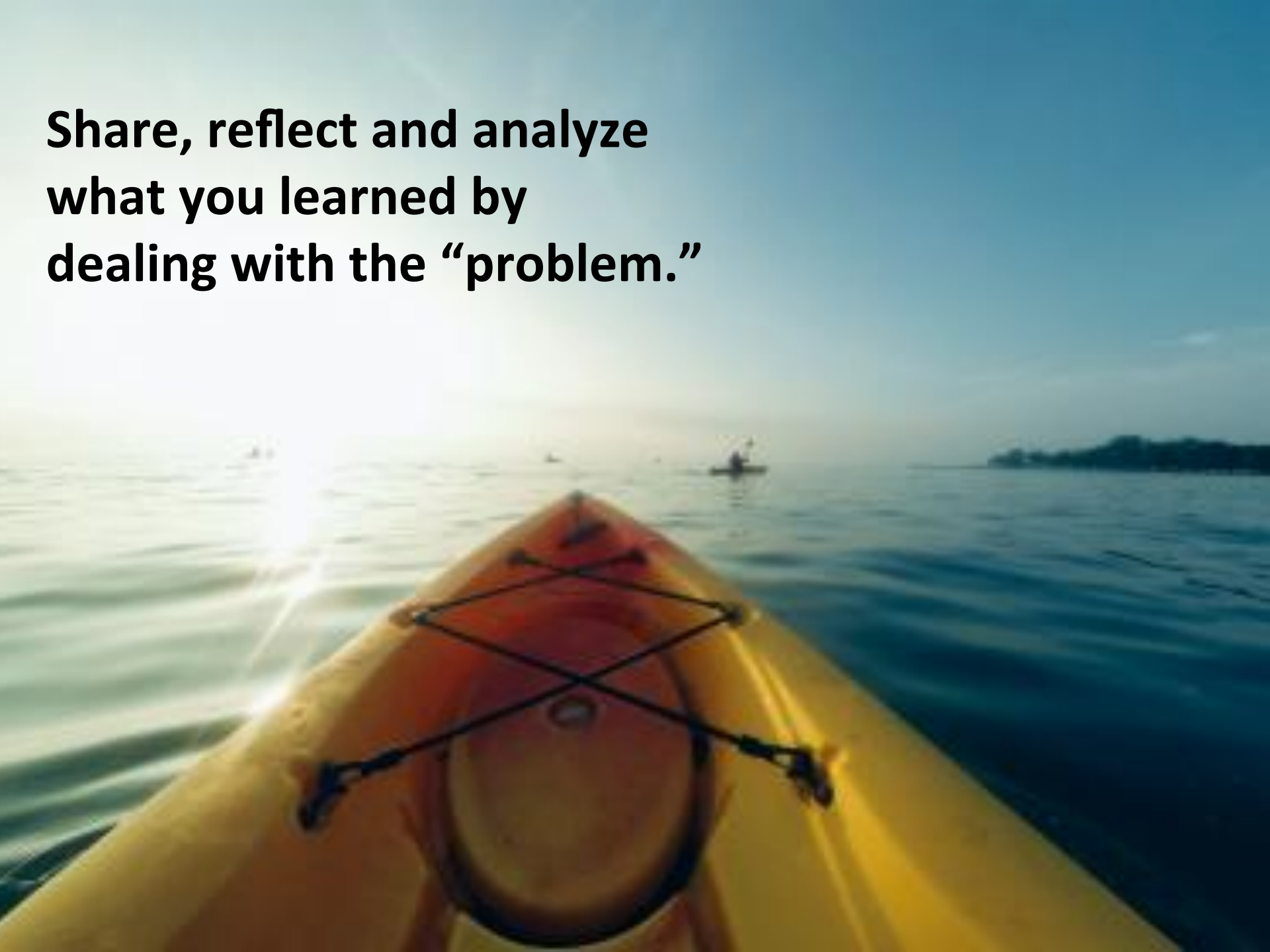
**Pick only ONE of those
to give your essay
a sharp focus.**





STEP TWO:
Describe what you *learned*
from that mini-story.

**Share, reflect and analyze
what you learned by
dealing with the “problem.”**



**Include how you felt, what you did
and what you learned in the process.**



Open up.

Write like you talk.

Get personal.

Click [HERE](#)
to learn the
secret of being
personal



**Share what you learned—
about yourself,
about others,
and about the world.**






STEP THREE:

Explain why what you learned matters.

**Explain why it matters that you are creative,
or a problem solver or innovative.**





**Explain why it
matters
that you value
integrity,
or social justice
or a musical ear.**

**Click [HERE](#)
for more
topic ideas.**

A woman with long, wavy brown hair is shown in profile, looking down with a thoughtful expression. She is wearing a dark, long-sleeved top. The background is a brightly lit carousel with colorful horses, creating a warm, golden-hour atmosphere. The text is overlaid on the left side of the image.

**Look for the larger
LIFE LESSON
or universal truth
In your essay.**

Mention it.

**Wrap up your essay by
sharing how you intend
to apply what you
learned in your future.**

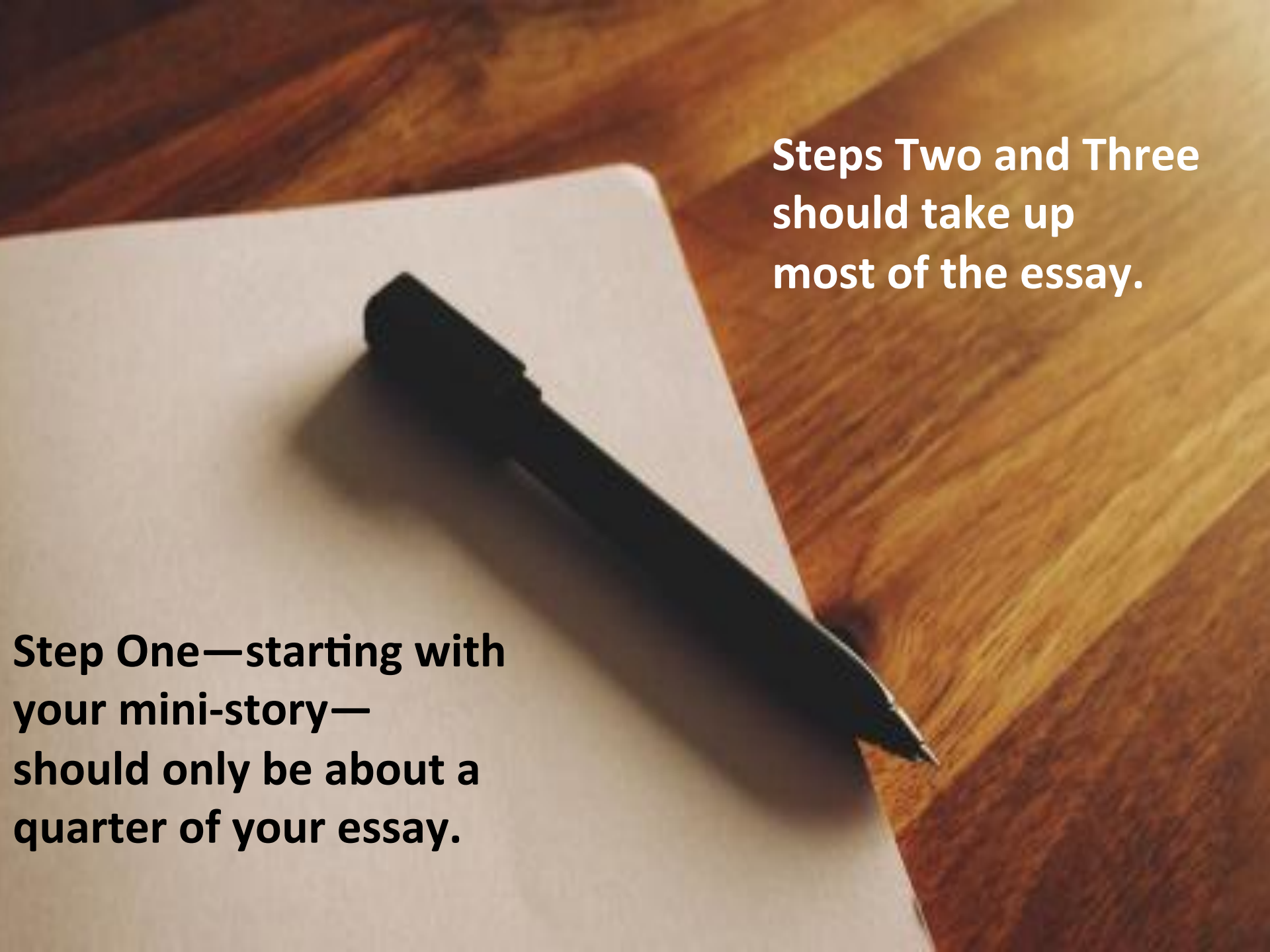
Click [HERE](#)
to learn
about conclusions.



That's it! Simple as toast.



- 1. Find a story.**
- 2. Explain what you learned.**
- 3. Share why what you learned matters.**

A black pen lies diagonally across a white notepad, which is placed on a wooden surface with a prominent grain. The lighting is warm, creating soft shadows.

**Steps Two and Three
should take up
most of the essay.**

**Step One—starting with
your mini-story—
should only be about a
quarter of your essay.**



**So what
are you
waiting for?**

GO WRITE!

A close-up photograph of a person's hands writing on a white notepad. The person is wearing a dark long-sleeved shirt and a white t-shirt with a bicycle graphic is visible underneath. The notepad has some faint, illegible handwriting on it. The background is blurred, showing what appears to be a desk and some papers.

**Crank out a rough draft,
then go back and proof it.**

Click [HERE](#)
to learn
to self
edit



Congratulations!

**If you want
more help,
go to**

www.EssayHell.com

To learn more
about how to
use a real-life story
to power your
college application
essay,
buy my fast-and-simple
guide.

Available in paperback
or Kindle on Amazon.

Click [HERE](#)
for details.

